GROUND FLOOR PLAN
(BLOCK-B)
SCALE -1:100

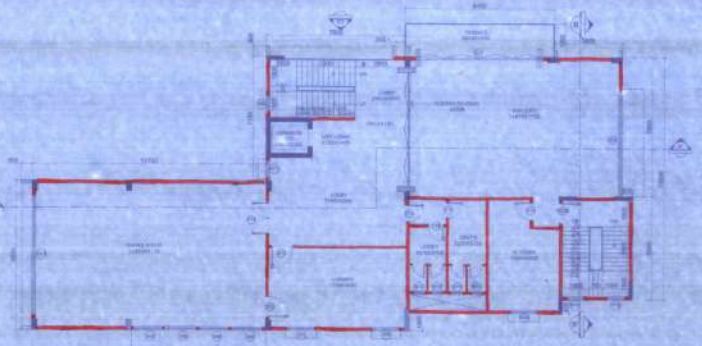

1ST FLOOR PLAN
(BLOCK-B)
SCALE -1:100

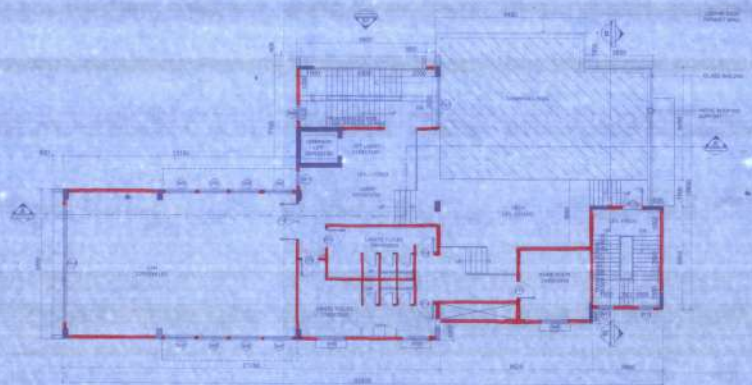

SECOND FLOOR PLAN
(BLOCK-B)
SCALE -1:100

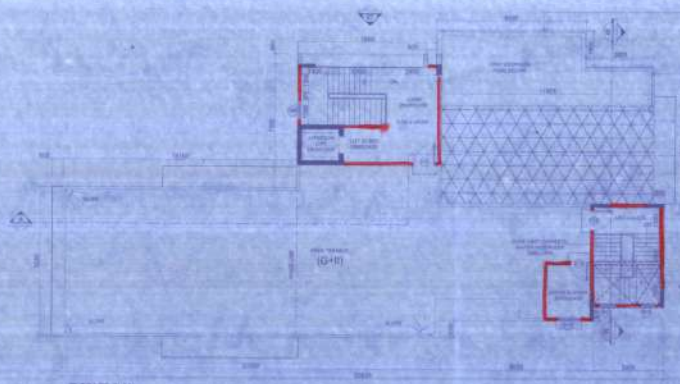

TERRACE PLAN
(BLOCK-B)
SCALE -1:100

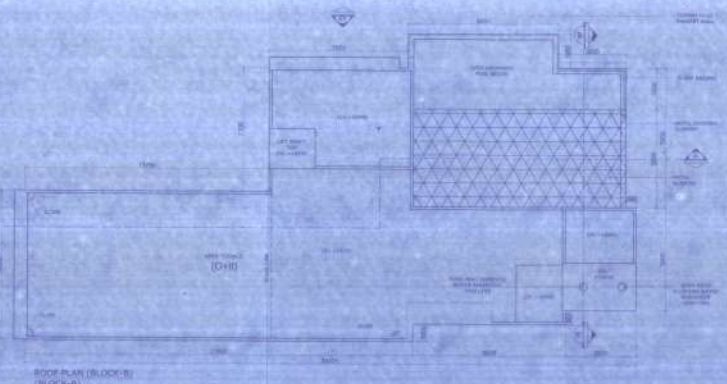

ROOF PLAN (BLOCK-B)
(BLOCK-B)
SCALE -1:100

1. Area of land:
As per title of deed =3195.47SQM (48 K-0 CH-3 SQFT)
Proposal area = 2952.78 SQM (44 K-3 CH-13.78 SQFT)
As per boundary declaration = 2952.784 SQM (44 K-3 CH 13.78 SQFT)
2. Permissible Ground Coverage = 50%
3. Proposed Ground Coverage = 932.94SQM (31.6%)
4. Permissible building Height = No Restriction
5. Proposed building height=60M
6. Car Parking required for G+8 (A) Building =80 Nos.
Car Parking required for G+5 Building = 10 Nos.
7. Car parking Provided for G+8(A) Building =78 Nos.
Car Parking Provided for G+5 Building = 10 Nos.
8. Total covered parking = 8 (Mechanical)+14=22 Nos.
Total Open parking = 24 (Mechanical)+42= 66 Nos.
Total Number of Parking=88 Nos.
9. Proposed green open space = 15%

AREA CALCULATION

AREA CALCULATION FOR G+5+8 BUILDING (BLOCK-A)

	A	B	C= A+B
Floors	Built up area (sqm)	Exempted area (sqm)	Floor area (sqm)
Ground floor	466.24	30.10	436.17
Typical floor (1st-7th)	444.81	111.9	1332.93
Terrace	93.75	49.94	43.81
Total	3531.86	1122.61	2409.25

AREA CALCULATION FOR G+5 BUILDING (BLOCK-B)

	D	E	F = D - E
Floors	Built up area (sqm)	Exempted area (sqm)	Floor area (sqm)
Ground floor	436.77	402.36	34.41
First floor	424.897	91.93	332.96
Second floor	370.93	80.72	290.21
Terrace	318.93	306.93	7.99
Total	2346.99	912.11	664.57

Total floor area for block A & B = C + F = 8653.58 SQM
(Refer sheet no. A-101.06 & A-101.07 for exempted area)

Permissible FAR = 3
For green building additional 10% of FAR = 3 + (3 X10%) = 3.30
Consumed FAR =Floor area/Site area = 8653.58/2952.784 = 2.93<3.30

GENERAL NOTES

1. ALL DIMENSIONS ARE IN MM.
2. ALL EXTERNAL WALLS ARE 230 THICK INTERNAL WALLS OF THICKNESS MENTIONED
3. ALL BRICKWORK WORKS ARE REPLACED BY CLOSED MORTAR IN M-3 (1:6)
4. EXTERNAL PLASTERS IN THICK INTERNAL PLASTER IS 12 THICK TRIPLE MIXED MORTAR.
5. ALL CONC. GRADE IS M20 (1:1.5:3)

CERTIFICATE OF OWNER

CERTIFIED THAT I HAVE GONE THROUGH THE BUILDING RULES FOR BIDHAN NAGAR MUNICIPALITY AND ALSO UNDERTAKE TO ABIDE BY THOSE RULES DURING AND AFTER THE CONSTRUCTION OF THE BUILDING I ALSO CERTIFY THAT I SHALL NOT ALTER OR MAKE ANY ADDITION & ALTERATION TO THIS PLAN.

For BENCHMARK DEVELOPERS
Partner

SIGNATURE OF OWNER

CERTIFICATE OF ARCHITECT

CERTIFIED THAT THE PLAN HAS BEEN DESIGNED AND DRAWN UP STRICTLY ACCORDING TO THE BUILDING RULES FOR BIDHAN NAGAR.

Arjun Dey
Architect
Member of Council
Architects Council

SIGNATURE OF ARCHITECT

CERTIFICATE OF STRUCTURAL ENGINEER

CERTIFIED THAT THE FOUNDATION AND SUPERSTRUCTURE OF THE BUILDING HAS BEEN DESIGNED BY MEIJS WILL MAKE SUCH FOUNDATION AND SUPERSTRUCTURE SAFE IN ALL RESPECT INCLUDING THE CONSIDERATION OF BEARING CAPACITY AND SETTLEMENT OF SOIL.

SUDIPTA PARIKH
M.E.(STRUCTURAL) (TOWER ENGG.)
F.I.E., F.I.V., F.I.P.E.(INDIA)
C.E.A. (L.M.) (INDIA, M.C.)

SIGNATURE OF STRUCTURAL ENGINEER

CERTIFICATE OF STRUCTURAL REVIEWER

CERTIFIED THAT THE FOUNDATION AND SUPERSTRUCTURE OF THE BUILDING HAS BEEN DESIGNED BY MEIJS WILL MAKE SUCH FOUNDATION AND SUPERSTRUCTURE SAFE IN ALL RESPECT INCLUDING THE CONSIDERATION OF BEARING CAPACITY AND SETTLEMENT OF SOIL.

DAVID DUNN
SIGNATURE OF STRUCTURAL REVIEWER

CERTIFICATE OF GEO TECHNICAL

DR. SANTOSH KUMAR CHAKRABORTY
M.C.E. MS. (Delhi, Bombay)
P.H.D. (Kharagpur Engineering)
C.E.T.E., C.G.S., L.M.E.P.E. (Kolkata)
The Kolkata Municipal Corporation
License No. 1/1/1/1
Consulting Geotechnical Engineer

SIGNATURE OF GEO TECHNICAL

PROJECT

PROPOSED RESIDENTIAL BUILDING G+5+8 AT MANISHATHAN DAT NO-41(P), KHT. 48(P), 49(P)-50-54 AT MOUZA- MANISHATHAN, J.L. NO-18, 28, NO-203, I. KOHATUN (SD.-1990, 1989, 1990, 2003, 2121, & 1812, 2067,2185,2186,2213,2216,2234, 2217 WARD NO-26, POST OFFICE- AIRSHIRAP,(K.P.) BIDHAN NAGAR ELECTRONIC COMPLEX, DIST.24 PARGANAS (N) KOLKATA-700102

TITLE

ALL FLOOR PLANS FOR G+8 BUILDING

DRAWN BY: DEBOSHINI DAS	CHECKED BY: ARJUN
DATE: 23.01.2020	SCALE: 1:100 @ A0
PROJECT NO:	
DRAWING NO: A-M-101.03	NORTH REV. NO. R2

ARCHITECT

VITRUVIAN
SC 145 DEVI, SALT LAKE DIRECTION-3, BIDHANNAGAR (KOLKATA), INDIA

© VITRUVIAN reserves copyright on this drawing.

Type	Level	Size	Type	Level	Size
DOOR LEGEND			WINDOW LEGEND		
APARTMENT DOOR					
D1	2100	1000(W)x2100	W1	2400	2100(W)x1200
D2	2100	1000(W)x2100	W1	2400	2100(W)x1200
D3	2100	1000(W)x2100	W2	2400	1800(W)x1200
D4	2100	900(W)x2100	W2	2400	1800(W)x1200
D4	2100	900(W)x2100	W2	2400	1800(W)x1200
D4 (Wall)	2100	1,000(W)x2100	W3	2400	3000(W)x1200
D5	2100	1,000(W)x2100	W3	2400	3000(W)x1200
D5A	2100	1000(W)x2100	W4	2400	4000(W)x1200
D6	2100	900(W)x2100	W5	2400	5000(W)x1200
D7	2100	750(W)x2100			
D8	2100	2000(W)x2100			
D9	2100	2100(W)x2100			
D10	2100	1000(W)x2100			
FD1	2100	1200(W)x2100			
COMMON DOORS (D-B)					
D11	2100	1000(W)x2100	DR	2100H	900(W)x2100
D12	2100	1000(W)x2100	DR	2100H	900(W)x2100
D13	2100	1200(W)x2100	W7	2100	1800(W)x2100
D14	2100	1000(W)x2100	W8	2100	1800(W)x2100
D15	2100	900(W)x2100	W9	2100	1800(W)x2100
D16	2100	2100(W)x2100	W10	2100	1800(W)x2100
FD2-1	2100	1200(W)x2100	W10A	2100	1500(W)x2100
D4	FULL HEIGHT	1,000(W)	DR	2100	1500(W)x2100
GL1	2100	2100(W)x2100	W10	2100	6000(W)x2100
GL2	2100	4000(W)x2100	W11	2100	6000(W)x2100
GL3	2100	4700(W)x2100	W11	2100	6000(W)x2100
GL4	2100	5700(W)x2100	W12	2100H	9000(W)x2100
GL5	2100H	2000(W)x2100			